

WAT-902H3 SUPREME 1/3" High Sensitivity Camera

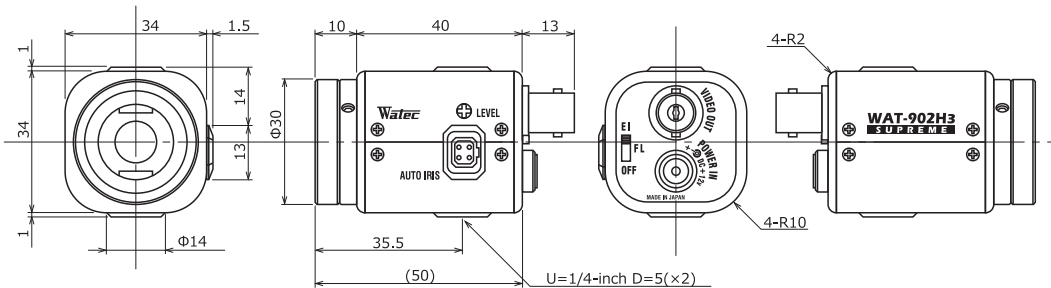
High sensitivity with compact and lightweight body



Key features

- Min. illumination 0.0005 lx. F1.4 (AGC HIGH=50dB, Shutter=OFF)
- NIR visibility for poor light condition
- Selectable AGC level and shutter speed for demanding scene conditions
- Video drive iris / DC drive iris auto select

Dimensions

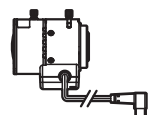


Specifications

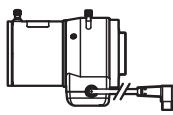
Video standard	CCIR	
Pick-up element	1/3 inch interline transfer CCD image sensor	
Number of effective pixels	752(H) × 582(V)	
Unit cell size	6.5μm(H) × 6.25μm(V)	
Synchronizing system	Internal	
Scanning system	2:1 interlace	
Video output	Composite video, 1.0 V(p-p) 75Ω (Unbalanced)	
Resolution (H)	More than 570TVL (Center)	
Minimum illumination	0.0005 lx F1.4 (AGC HIGH=50dB, Shutter=OFF)	
S/N	More than 46dB (AGC OFF=5dB, γ=1.0)	
Function settings	DIP Switch	
AE mode	Fixed	1/50, 1/120 sec.
	EI	1/50 - 1/100000 sec.
AGC	ON	5 - 32dB (LOW), 5 - 50dB (HIGH)
	OFF	-
MGC	-	
Gamma characteristics	γ≒0.45	
Video level	100IRE	
Noise reduction	-	
Wide dynamic range	-	
Lens iris	Video / DC (EIAJ), Auto-select	
Back light compensation	BLC	
White blemish correction	-	
Sharpness	-	
Defog	-	
Digital zoom	-	
Privacy mask	-	
Mirror image	-	
Freeze	-	
Motion detection	-	
Neg.image	-	
Interface	BNC (Composite Video), Power in, Auto iris	
Power supply	DC+12V±10%	
Power consumption	1.86W (155mA)	
Operating temperature	-10 - +40°C	
Storage temperature	-30 - +70°C	
Operating / Storage humidity	95% RH or less (Without condensation)	
Lens mount	CS mount	
Weight	Approx. 90g	
Accessories	WPDC12 (DC plug), Hex. Wrench	

Options

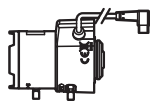
CS-mount lenses



13VG308ASIR II



13VG1040ASIR



TG4Z2813FCS-IR-2

Miniature lenses / Mount adaptors



3745B-13P



22PMA-M13-040



2520BC-12



0814BC-12



2920BC-12



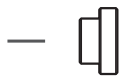
1220BC-12



3820BC-12



M1625BC-12



22PMA-M12-125



0625BC-12

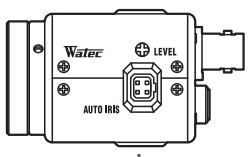


2540EX014-M12




0820BC-12

WAT-902H3 SUPREME

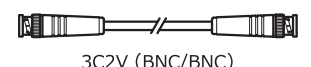


VIDEO OUT (BNC)

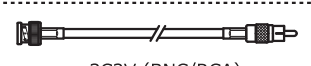
POWER IN (DC+12V)



Cables



3C2V (BNC/BNC)



3C2V (BNC/RCA)

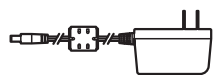
BNC

RCA

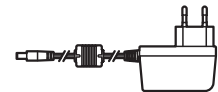


*Not in our lineup

Power supply adaptors



SWI12-12-N-P5



SWI12-12-E-P5

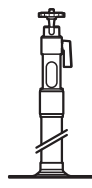
Stands



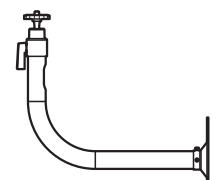
MS50



WH-31

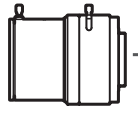


WH-11



WH-21

C-mount lenses



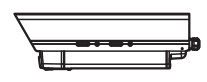
*Not in our lineup

C-mount adaptor

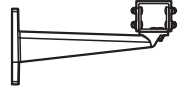


30CMA-R

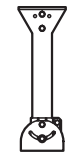
Water resistant camera housing / Mounting brackets



VCHO-15S



WH-6N



PTP-300