


WAT-250D2 1/3" Compact and High Sensitivity Camera

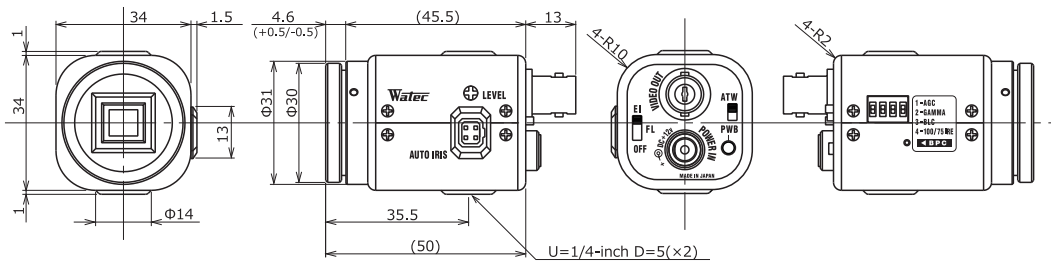
Compact design with all the necessary features inside



Key features

- Min. illumination 0.02 lx F1.2 (AGC ON=38dB, Shutter=OFF)
- Color-rollingless AWB mode under fluorescent light
- Versatile use for general surveillance, embedded system and part of image processing system
- Flicker suppression electric Iris controls flicker and exposure at the same time
- Selectable white balance and video level, back light compensation & white blemish correction

Dimensions

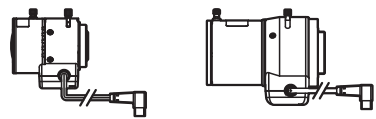


Specifications

Video standard		NTSC	PAL
Pick-up element		1/3 inch interline transfer CCD image sensor	
Number of effective pixels		768(H) × 494(V)	752(H) × 582(V)
Unit cell size		6.35μm(H) × 7.4μm(V)	6.5μm(H) × 6.25μm(V)
Imaging system		Ye, Cy, Mg, and G complementary color mosaic filters on chip	
Synchronizing system		Internal	
Scanning system		2:1 interlace	
Video output		Composite: 1.0 V(p-p) 75Ω (Unbalanced)	
Resolution (H)		More than 540TVL (Center)	
Minimum illumination		0.02 lx F1.2 (AGC ON=38dB, Shutter=OFF)	
S/N		More than 50dB (AGC OFF=0dB, γ=1.0)	
Function settings		DIP Switch	
AE mode	Fixed	1/60, 1/100 sec.	1/50, 1/120 sec.
	EI	1/60 - 1/100000 sec.	1/50 - 1/100000 sec.
White balance		ATW, PWB	
AGC	ON	0 - 38dB	
	OFF	0dB	
MGC		-	
Day/Night		-	
Gamma characteristics		γ≐0.45, 1.0	
Video level		75IRE, 100IRE	
Noise reduction		-	
Wide dynamic range		-	
Lens iris		Video / DC (EIAJ, Auto-select)	
Back light compensation		BLC	
White blemish correction		Up to 32 pixels	
Sharpness		-	
Defog		-	
Digital zoom		-	
Privacy mask		-	
Mirror image		-	
Freeze		-	
Motion detection		-	
Neg.image		-	
Interface		BNC (Composite Video), Power in	
Power supply		DC+12V±10%	
Power consumption		1.74W (145mA)	
Operating temperature		-10 - +50°C	
Storage temperature		-30 - +70°C	
Operating / Storage humidity		95% RH or less (Without condensation)	
Lens mount		CS mount (Back focus adjustable)	
Weight		Approx. 86g	
Accessories		WPDC12 (DC plug), AIC-G (Iris plug), Hex. wrench	

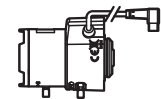
Options

CS-mount lenses



13VG308ASIR II

13VG1040ASIR



TG4Z2813FCS-IR-2

Miniature lenses / Mount adaptors



2520BC-12



0814BC-12



2920BC-12



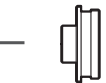
1220BC-12



3820BC-12



M1616BC-12



28MMA-M12-140



0625BC-12

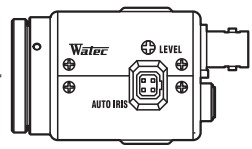


2540EX014-M12



0820BC-12

WAT-250D2

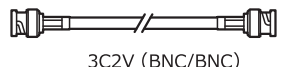


VIDEO OUT (BNC)



POWER IN (DC12V)

Cables



3C2V (BNC/BNC)



3C2V (BNC/RCA)

BNC


RCA



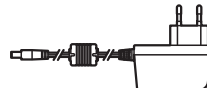
Monitor

※Not in our lineup

Power supply adaptors



SWI12-12-N-P5



SWI12-12-E-P5

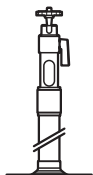
Stands



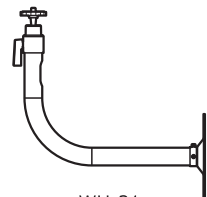
MS50



WH-31



WH-11

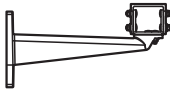


WH-21

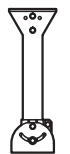
Water resistant camera housing / Mounting brackets



VCHO-15S

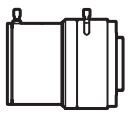


WH-6N



PTP-300

C-mount lenses



※Not in our lineup

C-mount adaptor



30CMA-R